



Interested in learning more about security?

# SANS Institute InfoSec Reading Room

This paper is from the SANS Institute Reading Room site. Reposting is not permitted without express written permission.

## Prelude as a Hybrid IDS Framework

Organizations both Large and Small are constantly looking to improve their posture on security. While most organizations deploy security equipment, they still encounter the challenge of monitoring and reviewing the security events. Due to the nature of network security events, they require analysis as close to real time as possible.

Copyright SANS Institute  
Author Retains Full Rights

AD



MobileIron

EMM Strategy on the right track?  
Know your security risks.

TAKE THE ASSESSMENT

Prelude as a Hybrid IDS Framework

GCIA Gold Certification

Author: Curt Yasm, c\_yasm@yahoo.com

Adviser: Brent Deterding

Accepted:

Table of Contents

1. **ABSTRACT**..... 3

2. **WHAT IS PRELUDE?**..... 4

3. **BENEFITS AND RISKS OF PRELUDE**..... 4

    3.1 *REGULATORY COMPLIANCE*.....5

    3.2 *UNIVERSAL COMPATIBILITY* .....7

    3.3 *REAL-TIME EVENT MONITORING*.....9

    3.4 *REDUCED SECURITY COSTS*.....9

    3.5 *POTENTIAL WEAKNESSES*.....11

5. **PRELUDE COMPONENTS**..... 15

    5.1 *PRELUDE MANAGER*: .....15

    5.2 *LIBPRELUDE*: .....19

    5.3 *LIBPRELUDEDB*: .....19

    5.4 *PRELUDE-LML*: .....20

    5.5 *PRELUDE-CORRELATOR*: .....21

    5.6 *PREWIKKA*: .....21

    5.7 *PFLOGGER*: .....32

6. **INSTALLATION**..... 33

7. **BENEFITS OF PRELUDE (CASE STUDIES)**..... 35

8. **REFERENCES** ..... 39

APPENDIX A..... 41

## **1. Abstract**

Organizations both Large and Small are constantly looking to improve their posture on security. While most organizations deploy security equipment, they still encounter the challenge of monitoring and reviewing the security events. Due to the nature of network security events, they require analysis as close to real time as possible. In this paper, I will discuss the Open Source Security Information Management (SIM) system known as Prelude.

## **2. What is Prelude?**

In 1998, Yoann Vandoorselaere created the Prelude Open Source Intrusion Detection System (IDS). Since then Prelude has seen many contributions from Security Professionals all around the world. This widespread support for the software has molded Prelude into a Universal "Security Information Management" (SIM) system. Prelude collects, normalizes, sorts, aggregates, correlates, and reports all security-related events independently of the product brand or license ("Universal SIM," 2005).

This independent log aggregation system provides immense flexibility to organizations. Organizations no longer require any special licensing or software in order to efficiently and accurately manage their device logs. This type of flexibility can also allow organizations to easily implement and monitor devices from various vendors without additional expense.

## **3. Benefits and Risks of Prelude**

Prelude can make monitoring and responding to network incidents easier and more efficient. By implementing Prelude organizations can:

- Achieve Regulatory Compliance

- Reduce Security Costs
- Monitor all Devices
- Monitor Events in Real-Time

### 3.1 Regulatory Compliance

The following are a couple of the ways that Prelude can benefit organizations that are trying to meet Regulatory Compliance.

- Prelude normalizes all System Events into a single format.
- Prelude stores all logs in a central location.
- Prelude maintains a forensic trail.

Prelude normalizes all events into the Intrusion Detection Message Exchange Format (IDMEF) ("Universal SIM", 2005). "The purpose of the Intrusion Detection Message Exchange Format (IDMEF) is to define data formats and exchange procedures for sharing information of interest to intrusion detection and response systems and to the management systems that may need to interact with them" (The Intrusion Detection Message Exchange Format (IDMEF), 2007, Abstract). IDMEF is an experimental data format intended to enable interoperability between commercial, open source, and research systems. It uses a XML Based Data model to define a standard

representation of alerts. This standardized representation is what enables interoperability among different devices. A standardized log format also allows data from different devices to be stored centrally.

Normalization allows events from different devices to be stored in a structured format. Essentially, it allows all collected events to be stored in the same database in the same format. Normalization also makes the storage of events easier and streamlined because there is no need for multiple storage devices to maintain all processed data.

By providing a centralized log location, there is no need for manually consolidating system logs. Centralized storage also allows easy creation of reports. Prelude allows the user to send the reports to an e-mail address as a .pdf or allows exporting them directly from the Prewikka Interface (covered later). The ability to generate reports allows an organization to present their auditors with visual representation of their security data. The data provided may help the organization substantiate their security policies.

Prelude also has the ability to provide a forensic trail for events. It stores a copy of all of the events in its database. This can protect against accidental deletion or tampering on the source

device. This information is available by running a report or pulling directly from the database.

### 3.2 Universal Compatibility

Prelude is capable of interoperating with virtually any device on the network. Prelude provides a C, C++, Python, Ruby, Lua, and Perl framework. This ensures that existing security applications can be converted to use the Prelude systems Native compatibility ("Prelude Compatibility", 2005). The following is a list of natively supported third party sensors (taken directly from Prelude's website).

AuditD	The Linux Audit Daemon
Nepenthes	A versatile tool to collect malware
NuFW	An identity access management solution at the network level
OSSEC	An Open Source Host-based Intrusion Detection System
Pam	Linux Pluggable Authentication Modules
Samhain	A file integrity checker
Sancp	A network traffic statistical information collector
Snort	The Defacto Standard Open Source IDS



In addition to the above natively supported sensor's prelude can monitor nearly any type of log file. Below is an example of the various types of logs and devices that Prelude can monitor again take directly from the Prelude website ("Prelude Compatibility", 2005).

<b>Firewall, Routers &amp; VPN</b>	BIG-IP, Check Point, CISCO ASA, CISCO IOS, CISCO Router, CISCO VPN, D-Link, Ipchains, IpFw, Juniper Networks NetScreen, Linksys WAP11, ModSecurity v2, Netfilter, SonicGuard SonicWall
<b>Switches</b>	CISCO CSS
<b>IDS</b>	CISCO IPS, Portsentry, Shadow, Tripwire
<b>Monitoring</b>	APC-EMU, ArpWatch, Dell OpenManage, Nagios
<b>AntiVirus/AntiSpam</b>	ClamAV, P3Scan, SpamAssassin
<b>Database</b>	Microsoft SQL Server, Oracle
<b>SMTP/POP Server</b>	Exim, Postfix, Qpopper, Sendmail, Vpopmail
<b>FTP Server</b>	ProFTPD, WU-FTPD
<b>Web Server</b>	Apache
<b>Vulnerability Scanner</b>	Nessus
<b>Honeypots</b>	Honeyd, Honeytrap, Kojoney
<b>Authentication</b>	OpenSSH, Su
<b>Applications</b>	Asterisk, Cacti, Libsafe, Shadow Utils, Squid, Sudo
<b>OS (security tools)</b>	GrSecurity, PaX, SELinux
<b>Miscellaneous</b>	Unix specific logs, Webmin, Windows Server, Arbor, Linux bonding, Microsoft Cluster Service, NetApp ONTAP, NTSyslog, OpenHostAPD, Rishi,

Suhosin
---------

Prelude's ability to monitor virtually any type of file or device makes implementation into a pre-existing network simple. Depending on the device, if no native support is available it can be configured to log to Syslog and Prelude will monitor the log files.

### *3.3 Real-Time Event Monitoring*

Prelude allows organizations to view real-time events via the Prewikka web interface. In the past, manual review of logs could easily result in missed attacks. Analyzing events in real time allows decreased response time to incidents. This also allows organizations to see up to date activity on their entire network easily. The web page is set to refresh automatically showing the most recent events.

### *3.4 Reduced Security Costs*

Prelude can help reduce Security Costs by increasing efficiency and reducing overhead. Prelude has the potential to provide a very good Return on Investment (ROI). Since Prelude is Open-Source, there are no licensing fees and no limit to the number of sites. Organizations are therefore only required to pay for customizations and maintenance associated with the customizations.

The positive ROI is the not only the result of the software being open source (free) but the increases in efficiency. The SIEM solution records the events, filters them to remove non-threatening alerts (reducing volumes by up to 300x), and correlates them to see if threats are connected (Jean-FRANÇOIS DÉCHANT, December 2006). Once properly configured and base lined Prelude will typically only generate an alert on events of interest. This reduces the amount of time that is spent on analyzing unimportant logs. It also let analysts focus more time on threat analysis.

While Prelude does have the ability to reduce costs, organizations should consider the initial costs before calculating ROI. Possible upfront costs may include:

- Installation
- Employee Training
- Customization fees (if applicable)
- Maintenance fees
- Additional Hardware costs (if applicable)
- Facility costs (if applicable)

Since Prelude is open-source, there is no initial maintenance

provided. Therefore, maintenance and customizations are available for purchase through Prelude Technologies. Prices depend on the size of the organization and level of customization.

The organization will also need to consider the hardware related costs to run Prelude. Again, depending on the environment additional hardware may be required to deploy Prelude. The costs associated with hardware also include facility-based costs (power, cooling, space etc.).

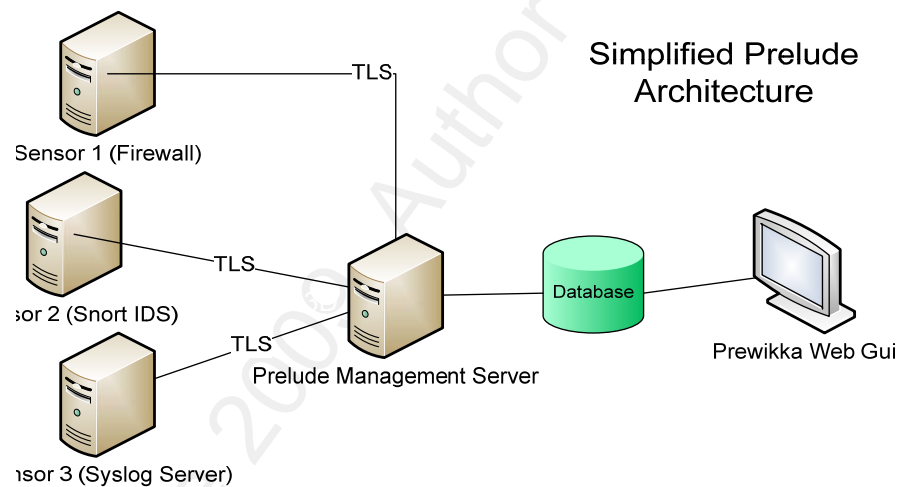
### 3.5 Potential Weaknesses

Security Information Management systems provide organizations with many features. Just like any other technology, Prelude has its potential weaknesses and drawbacks. The following are some items that an organization should consider before implementing a system like prelude:

- Requires in depth training for analysis
- Performance Limitations of current systems
- Protocol Analysis Vulnerabilities
- Potential Prelude Vulnerabilities
- Maintenance not included
- Centralized Logging (Potential Single Point of Failure)

## 4. Prelude Architecture

Prelude provides a centralized reporting location for all network devices. In the center of this is the Prelude Management Server. Each sensor connects to the management server utilizing the (SSL/TLS) Protocol ("Architecture Overview", 2008). This ensures data transmission between the Management Server and the Sensor is secure.



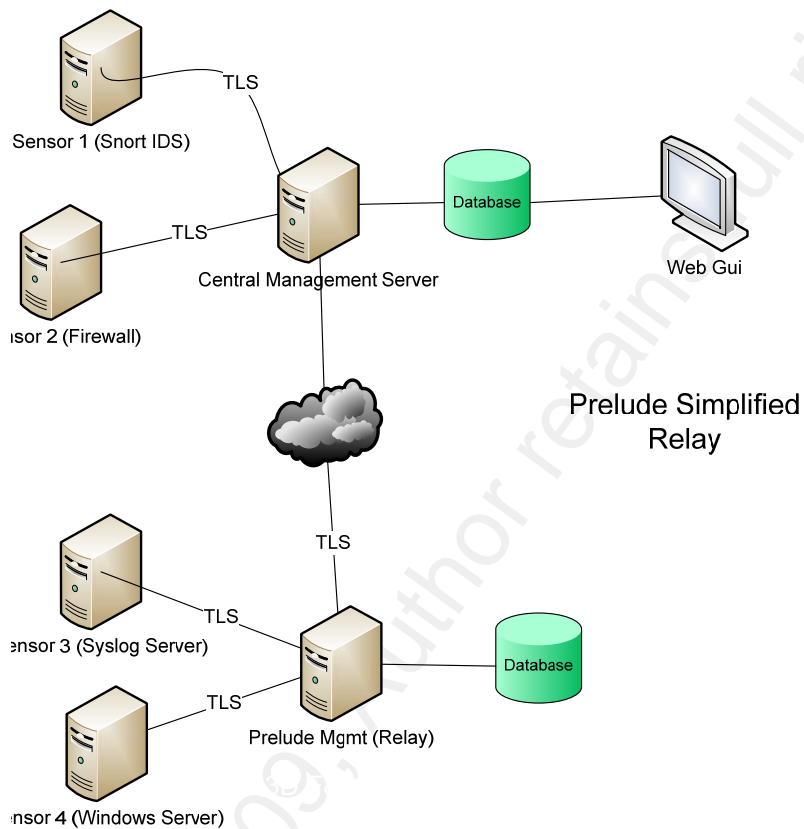
The above diagram is an example of a simple installation of Prelude with a single Management Server and three sensors. A Sensor is any device that reports logs to the Prelude Management Server. Any of the following could be considered a sensor IDS, Firewall, Syslog Server, Workstation, or any other logging device. Prelude can receive logs by directing the device to log to Prelude-LML, using the native compatibility link, or using one of the Programming Frameworks to

develop native compatibility (directly connect or fetch).

Prelude is a distributed architecture that allows total security coverage even across a WAN ("Universal SIM," 2005). Each additional site requires a Management Server. These servers relay their events to the central location. In order to ensure redundancy each site contains a database for that location ("Architecture Overview", 2008).

The Management Server writes the events to the local database and sends them to the central server. This prevents data loss if there are any communication issues between the relay and central server. The following diagram is a Simplified view of what a multiple site implementation would look like.

## Prelude as a Hybrid IDS Framework



Installing Prewikka on the Management Servers at each site would allow the local Security Personnel to view the current events at their site. Analysts at the central location would be able to view all events from each site reporting in. This setup would be the desired configuration for organizations that are interested in having a dedicated SOC to monitor the events in real-time as well as keeping the local personnel up to date with current events.

## 5. Prelude Components

Prelude consists of seven distinct components. The components include the Prelude Manager, Libprelude, LibpreludeDB, Prelude-LML, Prelude-Correlator, Prewikka Interface, and Prelude-PFLogger. Only four (Prelude Manager, Libprelude, LibpreludeDB, and Prewikka) of the previously mentioned are required in order to successfully setup and run Prelude. The other components merely provide additional functionality and interoperability.

### *5.1 Prelude Manager:*

Prelude-Manager is the Server that accepts all secure connections from either the sensors or other managers. The Prelude Management Server is capable of listening on a UNIX domain socket, or IPv4 or IPv6 address. The management server is in charge of processing the events and if necessary converting them from the Prelude binary IDMEF format to the user specified output format ("Prelude Components", 2005). As of this writing Prelude supports the following output plugins:

- DB- A database Plugin (MySQL, PostgreSQL, SQLite)
- **Xmlmod** - An XML Reporting Plugin



- **Textmod** - A text reporting Plugin
- **Relaying** - A plugin, which relays alerts to another manager
- **SMTP** - Send (user defined) textual alerts through your SMTP server

The `prelude-manager.conf` file is the location where the user can specify which output plugin to use ("Prelude Manager", 2005). Prelude allows multiple instances of a particular plugin to run by giving each instance a unique name. This allows reporting alerts to multiple locations in multiple formats. Prelude-Manager also supports a scheduler option. This ensures that all sensors logs are processed.

By default, Prelude processes one hundred events before moving on to the next sensors events. Additionally event priority determines the order in which they are processed. The amount of events processed and the number processed based on priority is configurable to meet the organizations needs.

In addition to the output plugins, the Prelude Manager supports the following filtering plugins:

- IDMEF Criteria Filtering Plugin - Filtering events
- Thresholding Filtering Plugin - Event suppression and

thresholding

The IDMEF Criteria Filtering Plugin allows the user to filter events based on the various IDMEF Fields ("Filtering Plugins", 2005).

Below are some examples of IDMEF Fields:

```
alert.messageid=abc123456789
```

```
alert.analyzer(0).analyzerid=hq-dmz-analyzer01
```

```
alert.analyzer(0).node.category=dns
```

```
alert.analyzer(0).node.location=Headquarters DMZ Network
```

```
alert.analyzer(0).node.name=analyzer01.example.com
```

```
alert.create_time=0xbc723b45.0xef449129
```

```
alert.source(0).ident=a1b2c3d4
```

```
alert.source(0).node.ident=a1b2c3d4-001
```

```
alert.source(0).node.category=dns
```

```
alert.source(0).node.name=badguy.example.net
```

```
alert.source(0).node.address(0).ident=a1b2c3d4-002
```

```
alert.source(0).node.address(0).category=ipv4-net-mask
```

```
alert.source(0).node.address(0).address=192.0.2.50
```

```
alert.source(0).node.address(0).netmask=255.255.255.255
```

Curt Yasm

17

```
alert.target(0).ident=d1c2b3a4
```

```
alert.target(0).node.ident=d1c2b3a4-001
```

If an event matches the filter criteria, the system applies the specified action to the event. As mentioned before Prelude has the ability to run multiple output plugins at one time. This provides flexibility by sending different alert types for different events. Instead of having Prelude just send an event directly to the database, it can simultaneously send an alert to the SMTP output plugin.

When the SMTP output plugin is used, it will immediately send an e-mail to the address defined when an alert matches the filter. The other filtering plugin that Prelude supports is the Thresholding Filtering Plugin. This plugin allows suppression of events based on their content. This plugin also gives the option to threshold the event for a specified amount of time up to a specified occurrence.

A Thresholding filter is a good choice when dealing with events that could potentially generate numerous False Positives if each occurrence generated an alert. For example, an Analyst would not want to see an event for every logon failure on a server or workstation. Considering users forget their passwords all the time having two or three failures is likely benign activity and should not generate an

alert.

The greatest amount of flexibility comes from the ability for Prelude to stack filters. Stacking filters can allow a wide range of customizations for event handling. For more information on filters and stacking filters, please see Appendix I.

### 5.2 *Libprelude*:

Libprelude provides an Application Programming Interface (API) that allows third party software to communicate with the Prelude subsystems. The libraries included in this package also provide the necessary functionality for generating IDMEF formatted events. Libprelude also ensure that re-transmission of data is performed if an interruption occurs between any of the components in the system. The Libprelude package is a requirement for any device acting as a sensor or manager. It is required to convert the logs into Preludes Binary IDMEF format. Lastly, Libprelude ensures that the Sensors and Management Servers communicate using secure transmissions Secure Socket Layer/Transport Layer Security (SSL/TLS) ("Prelude Components", 2005).

### 5.3 *LibpreludeDB*:

LibpreludeDB is the library that provides an abstraction layer

for storing IDMEF alerts in a database. This library simplifies management of the database by hiding the inner workings to allow the user to access the database independent of the log format. In order to use the Prewikka Web Interface the hosting machine is required to have LibPreludeDB installed ("Prelude Components", 2005).

### 5.4 *Prelude-LML*:

Prelude-LML is the component that allows Prelude to analyze various different types of logs. The Prelude-LML log analyzer uses a rule-set to determine whether activity within the logs is malicious. Prelude-LML is comparable to the way Snort uses a rules file to analyze packets. In the case of Prelude-LML its rules files attempt to match data within log files instead of network packets.

As mentioned before Prelude is capable of monitoring any type of log (Syslog, flat file, system logs, etc.). Prelude-LML has two primary modes of operation:

- Watch Log Files
- Receive UDP Syslog Messages

This functionality makes Prelude extremely flexible and easy to implement into any organizations network. If a device does not have native compatibility with Prelude, it can be configured to log to a

Syslog server that Prelude-LML is monitoring ("Prelude-LML", 2005).

### 5.5 *Prelude-Correlator:*

Prelude-Correlator is the component that allows correlation of events between multiple Prelude Management servers. This component allows the users to write correlation rules using the LUA programming language. If streams of events match a correlation rule, a correlation alert is generated. Correlation alerts can simplify and speed up analysis by rolling up user defined activity into a single alert ("Prelude Components", 2005).

### 5.6 *Prewikka:*

The Prewikka Interface is the Web Based Graphical User Interface (GUI) for Prelude. There are two versions of the Prewikka Interface the free version and the Commercial version also known as the Pro version. The Pro interface adds additional functionality such as an integrated ticketing system, remote sensor management, fully interactive graphical statistics, virtual alert views, exporting of alerts to a pdf file, and secured authentication from a LDAP Server ("Prewikka Manual", 2008).

The Events Tab is the default page after logging into Prewikka. This page shows all of the events within the last hour. From here,

## Prelude as a Hybrid IDS Framework

the user has the option to specify the events that are listed by minute, hours, days, months, years, or unlimited. Accessing the Settings Tab gives the option to create pre-defined view filters. This will only present the user with the information defined in the view filter.

The screenshot displays the Prelude console interface. The main area shows a list of alerts with columns for Classification, Source, Target, Sensor, and Time. The sidebar on the left contains navigation options like Events, Agents, Tickets, Statistics, Settings, and About, along with a graph showing agents availability and a filter section.

Classification	Source	Target	Sensor	Time
16 x Remote Login (failed) 17 x Login (failed)	static-ip-35-110-134-202.rev.dynxnet.com	inferno.prelude-ids.com	auditd (inferno.prelude-ids.com) sshd (inferno.prelude-ids.com)	23:12:12 - 23:10:40 new ticket
36 x Remote Login (failed)	n/a	inferno.prelude-ids.com	sshd (inferno.prelude-ids.com)	23:12:11 - 23:10:38 new ticket
1 x WEB-MISC PCT Client_Hello overflow attempt 2 x WEB-MISC robots.txt access	crawl-66-249-72-76.googlebot.com	inferno.prelude-ids.com	snort (inferno.prelude-ids.com)	23:11:14 - 22:56:54 new ticket
Mail server suspicious access (failed)	201-34-83-86.paemt701.dsl.brasiltelecom.net.br	inferno.prelude-ids.com:25/tcp 88.191.80.15:25/tcp Process name: postfix/smtpd (18809)	Postfix (inferno.prelude-ids.com)	23:09:30 new ticket
Mail server suspicious access (failed)	host95-88-dynamic.58-82-r.retail.telecomitalia.it	inferno.prelude-ids.com:25/tcp 88.191.80.15:25/tcp Process name: postfix/smtpd (18809)	Postfix (inferno.prelude-ids.com)	23:08:16 new ticket
4 x ICMP Destination Unreachable Communication with Destination Host is Administratively Prohibited	sd-1775.dedibox.fr	inferno.prelude-ids.com	snort (inferno.prelude-ids.com)	23:05:08 - 22:15:56 new ticket
19 x WEB-MISC SSLv2 openssl get shared ciphers overflow attempt 1 x WEB-CGI redirect access	kcpgw-vip.kcp.com	inferno.prelude-ids.com	snort (inferno.prelude-ids.com)	23:02:46 - 22:57:25 new ticket
1 x MS-SQL Worm propagation attempt 1 x MS-SQL version overflow attempt	202.99.11.99	inferno.prelude-ids.com	snort (inferno.prelude-ids.com)	23:02:29 new ticket
3 x Mail server suspicious access (failed)	201008207239.user.veloxzone.com.br	inferno.prelude-ids.com	Postfix (inferno.prelude-ids.com)	23:00:15 - 22:47:40 new ticket
Mail server suspicious access (failed)	ABTS-AP-dynamic-065.143.169.122.airtelbroadband.in	inferno.prelude-ids.com:25/tcp 88.191.80.15:25/tcp Process name: postfix/smtpd (18620)	Postfix (inferno.prelude-ids.com)	22:59:40 new ticket
2 x WEB-MISC SSLv2 openssl get shared ciphers overflow attempt	p09E9B38F.djp0.t-ipconnect.de	inferno.prelude-ids.com	snort (inferno.prelude-ids.com)	22:58:39 - 22:57:00 new ticket
WEB-CGI redirect access (vendor-specific:1:895, cve:2000-0382, bugtraqid:1179)	83-172-107-10.lidnet.net:33795/tcp	inferno.prelude-ids.com:80/tcp	snort (inferno.prelude-ids.com)	22:55:31 new ticket
Mail server suspicious access (failed)	114-45-61-210.dynamic.hinet.net	inferno.prelude-ids.com:25/tcp 88.191.80.15:25/tcp Process name: postfix/smtpd (18588)	Postfix (inferno.prelude-ids.com)	22:55:24 new ticket
Mail server: Relay access denied (failed)	114-45-61-210.dynamic.hinet.net:tcp ttc585ttc585@yahoo.com.tw:tcp	vjd3shw@yahoo.com.tw:25/tcp Process name: postfix/smtpd (18588)	Postfix (inferno.prelude-ids.com)	22:55:23 new ticket
1 x (portscan) TCP Portsweep 2 x (portscan) TCP Portscan	64.56.64.47	inferno.prelude-ids.com	snort (inferno.prelude-ids.com)	22:54:12 - 22:27:13 new ticket
				22:54:12 -

The CorrelationAlerts tab displays any alerts that match a custom Correlation Rule. The correlation engine pulls events from remote Prelude Managers and compares them to the correlation rules. Correlation Alerts are beneficial for larger organizations because it

allows analysts to see if related activity is occurring across multiple sites. Unfortunately, the lab in use did not have multiple Prelude Managers setup so there is no screenshot of what a Correlation Alert looks like.

The Tool Alert class (IDMEF) carries additional information related to the use of attack tools or malevolent programs such as Trojan horses. It groups one or more previously sent alerts together, to say, "These alerts were all the result of someone using this tool" (Audrey Girard, PreludeIDS Technologies). An example of this would be if an Attacker were using Nessus to scan the network. The Tool Alert tab would then display an alert indicating that groups of alerts were all the result of the Nessus tool.

In order to view more information about a particular event the user can click on the event summary under the Classification column. This link will display all of the events that match that particular event description, source, target, and sensor. The main Events page lists the events as (number x, event summary, result). If all of the events are similar, the system displays them as one clickable event on the summary page. This consolidation prevents the summary page from being flooded with the same alerts.



Classification	* Source	Target	* Sensor	Time	
Multiple Windows audit failure events. (succeeded)		(Win2003) 192.168.0.103	OSSEC (OSSEC Management Server)	18:56:34	<input type="checkbox"/>
Multiple Windows audit failure events. (succeeded)		(Win2003) 192.168.0.103	OSSEC (OSSEC Management Server)	18:56:34	<input type="checkbox"/>

In order to see the actual event detail the user has to click on the event summary link again. This displays a nice graphical view of the event.

**Alerts** | **CorrelationAlerts** | **ToolAlerts**

**Alert**

<b>Create time</b>	2008-12-09 18:56:34.91390 -06:00	<b>Analyzer time</b>	2008-12-09 18:56:34.91390 -06:00
--------------------	----------------------------------	----------------------	----------------------------------

**MessageID**  
63dcbeec-c655-11dd-bb90

Text	Severity	Completion	Type	Description
Multiple Windows audit failure events.	medium	succeeded	other	Multiple Windows audit failure events.

**Analyzer #1**

Model	Name	Analyzerid	Version	Class	Manufacturer
Ossec	OSSEC	795235897350635	v1.6.1	Host IDS, File Integrity Checker, Log Analyzer	http://www.ossec.net

<b>Node name</b>	OSSEC Management Server	<b>Operating System</b>	Linux 2.6.23.17-88.fc7
------------------	-------------------------	-------------------------	------------------------

<b>Process</b>	ossec-analysisd	<b>Process Path</b>	/var/ossec/bin/ossec-analysisd	<b>Process PID</b>	28577
----------------	-----------------	---------------------	--------------------------------	--------------------	-------

**Analyzer Path (1 not shown)**

---

**Target(0)**

<b>Node name (resolved)</b>	(Win2003) 192.168.0.103	<b>Node address</b>	(Win2003) 192.168.0.103
-----------------------------	-------------------------	---------------------	-------------------------

**Additional data**

Meaning	Value
Source file	(Win2003) 192.168.0.103->WinEvtLog
Full Log	WinEvtLog: Security: AUDIT_FAILURE(861): Security: NETWORK SERVICE: NT AUTHORITY: CEREBUS: The Windows Firewall has detected an application listening for incoming traffic. Name: - Path: C:\WINDOWS\system32\svchost.exe Process identifier: 428 User account: NETWORK SERVICE User domain: NT AUTHORITY Service: Yes RPC server: No IP version: IPv4 IP protocol: UDP Port number: 64768 Allowed: No User notified: No

The event detail page contains a verbose view of the alert including the timestamps, analyzer details, analyzer path, additional data, and the target and source details. Some of this will vary depending on the source of the alert and type of device reporting the alert.

Again, due to the restrictions of the lab there is no example of this field. This field displays the path that the alert took before reaching its destination. If an organization has an external IDS as well as an Internal IDS and the packets traversed both of the sensors this field would contain the sensors that saw the traffic.

As an example of the different information provided in the different alerts the next screenshot shows the additional data in a Snort alert. It contains an easy to read view of the packet as seen by the sensor. The alert contains the IP information, the Payload in Hex, and an easy to read ASCII translation of the payload.

Additional data	
Meaning	Value
snort_rule_sid	1
snort_rule_rev	0

Network centric information														
IP	Version	Header length	TOS	Length	Id	R	D	M	Ip offset	TTL	Protocol	Checksum	Source address	Target address
						F	F	F						
	4	5	0	162	0		X		0	0	255	63213	192.168.0.125	192.168.0.162

Payload	Payload																
	0000:	50	72	69	6f	72	69	74	79	20	43	6f	75	6e	74	3a	20
0010:	35	0a	43	6f	6e	6e	65	63	74	69	6f	6e	20	43	6f	75	5.Connection Cou
0020:	6e	74	3a	20	35	0a	49	50	20	43	6f	75	6e	74	3a	20	nt: 5.IP Count:
0030:	31	0a	53	63	61	6e	6e	65	72	20	49	50	20	52	61	6e	1.Scanner IP Ran
0040:	67	65	3a	20	31	39	32	2e	31	36	38	2e	30	2e	31	32	ge: 192.168.0.12
0050:	35	3a	31	39	32	2e	31	36	38	2e	30	2e	31	32	35	0a	5:192.168.0.125.
0060:	50	6f	72	74	2f	50	72	6f	74	6f	20	43	6f	75	6e	74	Port/Proto Count
0070:	3a	20	35	0a	50	6f	72	74	2f	50	72	6f	74	6f	20	52	: 5.Port/Proto R
0080:	61	6e	67	65	3a	20	38	30	3a	39	31	30	30	0a			ange: 80:9100.

ASCII Payload	Payload													
	Priority Count: 5													
Connection Count: 5														
IP Count: 1														
Scanner IP Range: 192.168.0.125:192.168.0.125														
Port/Proto Count: 5														
Port/Proto Range: 80:9100														

The Agents tab provides a detailed view of the agents that have reported to the Prelude Management Server. The system shows whether a sensor is currently offline or online. Clicking on the device causes a sub menu to appear that displays the alert listing, heartbeat analysis, and heartbeat listing. The Pro version of Prewikka also provides a configuration screen for the agent.

**Agents** **Heartbeats**

Node location n/a

Fedora Snort		Linux	2.6.23.17-88.fc7		Total: 1		1
Delete	Name	Model	Version	Class	Last heartbeat	Status	
<input type="checkbox"/>	Snort	Snort	2.8.1	NIDS	2008-12-09 19:50:12 -06:00	Online	

OSSEC Management Server		Linux	2.6.23.17-88.fc7		Total: 1		1
Delete	Name	Model	Version	Class	Last heartbeat	Status	
<input type="checkbox"/>	OSSEC	Ossec	v1.6.1	Host IDS, File Integrity Checker, Log Analyzer	2008-12-09 19:45:59 -06:00	Online	

Prelude-LML		Linux	2.6.23.17-88.fc7		Total: 1		1
Delete	Name	Model	Version	Class	Last heartbeat	Status	
<input type="checkbox"/>	Prelude-LML	Prelude LML	0.9.14	Log Analyzer	2008-12-09 19:45:07 -06:00	Online	

prelude		Linux	2.6.23.17-88.fc7		Total: 1		1
Delete	Name	Model	Version	Class	Last heartbeat	Status	
<input type="checkbox"/>	prelude-manager	Prelude Manager	0.9.14.2	Concentrator	2008-12-09 19:45:48 -06:00	Online	

Alerts  Heartbeats

The device configuration page allows easy configuration of the selected sensor and its options. The heartbeat-interval, server-address, analyzer-name, node-name, node-location, node-category, and node-address are configurable. This particular feature makes the management of the sensors easier because it does not required direct editing of each configuration file.

Name	Type	OS	Node Name	Node Location	Node Address	
auditd	auditd	1.7.5	Linux 2.6.26.6-79.fc9.x86_64	inferno.prelude-ids.com	Paris	88.191.80.15

**prelude (Prelude generic options)**

Name	Description	Value	
heartbeat-interval	Number of seconds between two heartbeat	<input type="text" value="600"/>	<a href="#">change</a>
server-addr	Address where this agent should report events to (addr:port)	<input type="text" value="127.0.0.1"/>	<a href="#">change</a>
analyzer-name	Name for this analyzer	<input type="text" value="auditd"/>	<a href="#">change</a>
node-name	Name of the equipment	<input type="text" value="inferno.prelude-ids.c"/>	<a href="#">change</a>
node-location	Location of the equipment	<input type="text" value="Paris"/>	<a href="#">change</a>
node-category		<input type="text" value="hosts"/>	<a href="#">change</a>

**node-address**

default	<a href="#">view</a>	<a href="#">destroy</a>
<input type="text"/>	<a href="#">create</a>	

The Heartbeat tab provides a list of the recent heartbeats that the Management Server has received ("Agents", 2008). Heartbeats are simply a message indicating that the agent is running and reporting. If an organization has an IDS on a quiet segment of the network it may rarely see traffic or generate an alert. Having the heartbeat message sent ensures that the device is working properly, even though it is not generating alerts.

## Prelude as a Hybrid IDS Framework

Agents		Heartbeats		admin on wednesday 10 december 2008		logout
Agent	Node address	Node name	Model	Time		
prelude-manager	n/a	prelude	Prelude Manager	16:35:03	<input type="checkbox"/>	
Prelude-LML	n/a	Prelude-LML	Prelude LML	16:29:07	<input type="checkbox"/>	
Snort	n/a	Fedora Snort	Snort	16:28:43	<input type="checkbox"/>	
OSSEC	n/a	OSSEC Management Server	Ossec	16:26:47	<input type="checkbox"/>	
prelude-manager	n/a	prelude	Prelude Manager	16:25:03	<input type="checkbox"/>	
prelude-manager	n/a	prelude	Prelude Manager	16:24:54	<input type="checkbox"/>	
Snort	n/a	Fedora Snort	Snort	07:30:15	<input type="checkbox"/>	
OSSEC	n/a	OSSEC Management Server	Ossec	07:26:13	<input type="checkbox"/>	
prelude-manager	n/a	prelude	Prelude Manager	07:26:12	<input type="checkbox"/>	
Prelude-LML	n/a	Prelude-LML	Prelude LML	07:25:16	<input type="checkbox"/>	
Snort	n/a	Fedora Snort	Snort	07:20:15	<input type="checkbox"/>	
OSSEC	n/a	OSSEC Management Server	Ossec	07:16:13	<input type="checkbox"/>	
prelude-manager	n/a	prelude	Prelude Manager	07:16:12	<input type="checkbox"/>	
Prelude-LML	n/a	Prelude-LML	Prelude LML	07:15:16	<input type="checkbox"/>	
Snort	n/a	Fedora Snort	Snort	07:10:15	<input type="checkbox"/>	
OSSEC	n/a	OSSEC Management Server	Ossec	07:06:13	<input type="checkbox"/>	
prelude-manager	n/a	prelude	Prelude Manager	07:06:12	<input type="checkbox"/>	
Prelude-LML	n/a	Prelude-LML	Prelude LML	07:05:16	<input type="checkbox"/>	
Snort	n/a	Fedora Snort	Snort	07:00:12	<input type="checkbox"/>	
OSSEC	n/a	OSSEC Management Server	Ossec	06:56:13	<input type="checkbox"/>	
prelude-manager	n/a	prelude	Prelude Manager	06:56:12	<input type="checkbox"/>	

The Pro Version of Prewikka features an integrated Ticketing System. This system provides an easy way to track the progress of Security Incidents from inception to remediation. The ticketing system allows the creation of tickets from the real-time events screen. If there is already, a ticket created the system provides the option to append new occurrences to the existing ticket.

**Tickets**

**Conditions for selected alert**

Classification:  Remote Login

Source Address:

Target Address:  88.191.80.15

From:  2008 / 12 / 10 23 : 10 : 38

To:  2008 / 12 / 10 23 : 17 : 12

**Create a new Ticket**

Summary:

Description:

Priority: Low

Assigned to:

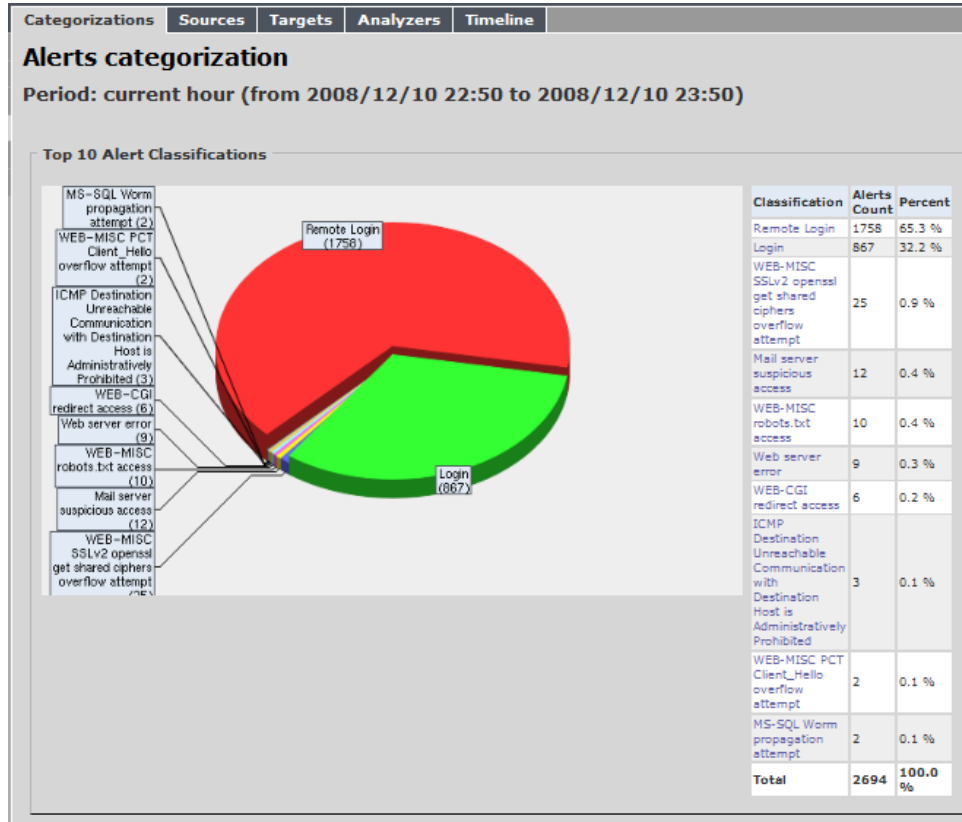
**Or Attach to existing ticket**

Available tickets:

The ticket itself provides various options such as setting the Classification, assigning the source, target, and timeframe. The user can also define the Summary and description of the ticket.

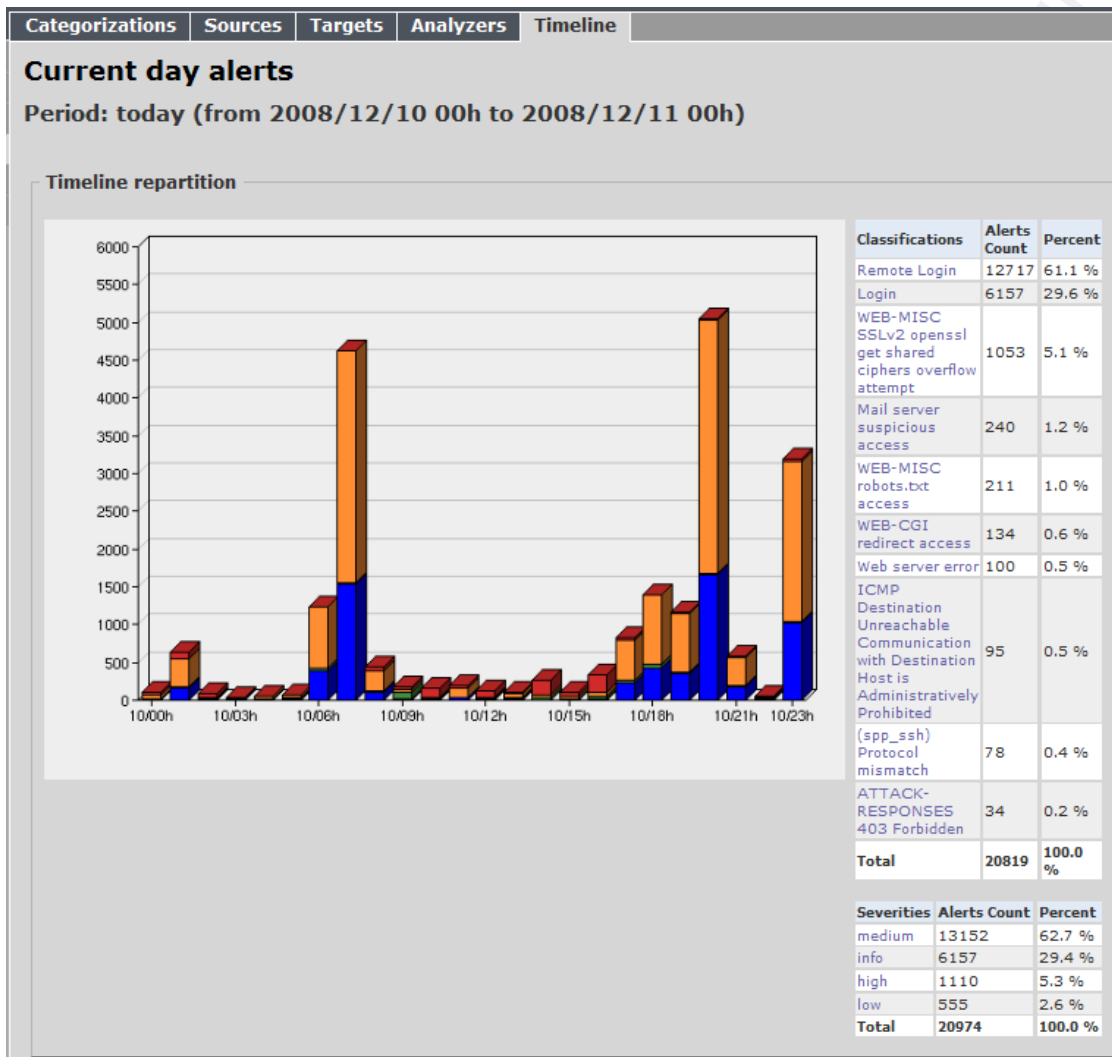
The last feature that is included with the Pro Version is the real-time statistics page. This page displays graphs based on predefined criteria such as, categorizations, sources, targets,

analyzers, and a timeline.



The Statistics view is also configurable to filter data for various timeframes such as hour, day, and month. This allows viewing of attack trends over an extended period. Additionally the statistics view has a few predefined graphs that allow a better view of past activity based on (Categorizations, Sources, Targets, Analyzers, and Timeline).





### 5.7 PFLogger:

The PFLogger is the component used to collect logs from OpenBSD's PF software. Packet Filter (PF) is OpenBSD's system for filtering TCP/IP traffic and doing Network Address Translation ("PF: The OpenBSD Packet Filter," 2009, Packet Filtering). When installed Prelude's PFLogger listens at OpenBSD's PF redirect logged packet,

and sends alerts to the Prelude Manager ("Prelude Components", 2005).

## **6. Installation**

The difficulty of Prelude's installation solely depends on the Operating System chosen and its current support. The following is a brief overview of the installation. It is out of the scope of this paper to provide a systematic installation guide. Below is the list of items that are required on the system before attempting to compile Prelude's components ("Prelude Installation Requirements", 2005).

- GnuTLS (Required by Libprelude)
- Python (Required for Libprelude, LibpreludeDB Python bindings, and Prewikka)
- PCRE (Required by Prelude-LML)
- LUA (Required by Prelude-Correlator)
- Database (MySQL, PostgreSQL, SQLite)

Some Operating Systems already contain the Prelude Packages and only require installation via the included software management. If the OS chosen does not contain the pre-compiled packages, Prelude will require manual compilation. This takes a bit more time for installation but ultimately ensures that the software will work

properly with the current configuration. As of this writing, the following Operating Systems have packages for Prelude ("Package Installation", 2005)

- Debian
- Fedora
- FreeBSD
- Gentoo
- Mac OSX
- NetBSD
- OpenBSD

Once installation is complete, each sensor is required to register with the management server before successful communication. When initiating registration the Management Server will create a unique identity for the sensor, create a directory used by the sensor, and it will generate a signed X509 certificate to allow communication based on the set permissions ("Agent Registration", 2005).

## **7. Benefits of Prelude (Case Studies)**

As mentioned previously, Prelude can help organizations:

- Achieve Regulatory Compliance
- Reduce Security Costs
- Monitor all Devices
- Monitor Events in Real-Time

Organizations are required to be compliant with various Government regulations. Depending on the organizations Industry, they must meet certain requirements or face fines and or other legal penalties. Today, all merchants using payment cards, including electronic commerce merchants and service providers must comply with the PCI Data Security Standard or they will face fines of up to \$500,000 per incident of non-compliance (Nir Gertner, 2005). Prelude can help organizations meet compliance by giving them the information that they need to validate their policies. Since Prelude normalizes all logs and stores it in a centralized location organizations can easily generate reports from the Prewikka Interface.

Storing the information centrally makes the data easily accessible. This also creates a Forensic trail for the logs. For example, ABC Credit Union is a mid-size organization with 300

employees spread across three branches. Each branch has an independent connection to the internet as well as a site-to-site VPN. Let us pretend that ABC Credit Union has a break in at one of its branches.

The attacker was able to compromise one of the servers and gain admin privileges. In an attempt to cover, his or her tracks they decided to clear the log files of their activity. Since Prelude collects logs from all devices, the server still sent its logs to the Prelude Management server. This results in ABC Credit Union still having a trace of the server breach.

Prelude also has the ability to reduce costs by increasing efficiency and reducing the amount of time spent analyzing logs. According to Jean-FRANÇOIS DÉCHANT, a 2006 IBM survey reported that of 700 European IT managers questioned, over 45% receive over 4,000 security alerts every second from their IT systems. This makes it impossible for them to identify IT real threats. One in ten IT departments spend more than three days a week analyzing security log data (Jean-FRANÇOIS DÉCHANT, December 2006).

Let us consider ABC Credit Union again. Even though the organization only has 300 employees and 3 branches, it would not be impossible for the devices to generate millions of logs a day.

Considering that, a large part of the logs does not require any immediate attention there is no need to have many people trying to analyze them all.

Since Prelude increases efficiency, analysts are able to spend more time on real threats. Once the network has been base lined for normal activity, filters reduce the amount of alerts generated. All of the logs are still stored in the database but the security team will only need to analyze events of interest. Let us consider that ABC Credit Union has an External and Internal IDS, and a Firewall Between them.

The on duty Analyst begins to see some portscan events from the External IDS destined to internal servers. Using Prelude the Analyst can quickly determine whether this activity requires additional investigation by reviewing the events from the devices along the attack path. If the analyst sees firewall drop events then the firewall has done its job and blocked the attack thus requiring no further investigation.

Prelude is able to monitor all network devices regardless of the log format or device. This consolidates all monitoring into one system. It also requires no modifications to the existing environment. ABC Credit Union has devices from multiple vendors that

log differently. Preludes interoperability allows them to monitor their Firewalls, Servers, and Intrusion Detection Systems all from the Prewikka Console.

Prelude also benefits organizations by allowing real-time event viewing. Historically logs required manual review. Due to the various formats and amount, there was no way to accomplish this in real-time. Since Prelude automates the analysis of logs, users are able to see actionable items almost instantly thus reducing the amount of time that it takes to respond to an incident.

## **8. References**

- DÉCHANT, Jean-FRANÇOIS, (December, 2006). View from the Top of IT Security. Retrieved on February 9, 2009, from Enterprise Networks and Servers:  
<http://www.enterprisenetworksandservers.com/monthly/art.php?2848>
- H. Debar, D. Curry, B. Feinstein, (March, 2007). The Intrusion Detection Message Exchange Format (IDMEF). Retrieved on December 15, 2008, from IETF Web Site:  
<http://www.ietf.org/rfc/rfc4765.txt>
- Prelude Solutions, (2005). "Universal SIM". Retrieved on October 7, 2008, from Prelude-IDS Web Site:  
<http://www.prelude-ids.com/en/solutions/universal-sim/index.html>
- Prelude IDS, (October, 2007). Prelude User Manual. Retrieved on October 15, 2008, from Prelude-IDS Web Site:  
<https://trac.prelude-ids.org/wiki/ManualUser>
- Prelude IDS, (2005). Prelude Manager. Retrieved on November 8, 2008, from the Prelude IDS Web Site:  
<https://trac.prelude-ids.org/wiki/PreludeManager>
- Prelude IDS, (2005). Prelude-LML. Retrieved on November 8, 2008, from the Prelude IDS Web Site:  
<https://trac.prelude-ids.org/wiki/PreludeLml>



Prelude IDS, (2005). Prelude Components.

Retrieved on November 16, 2008, from the Prelude IDS Web Site:

<https://trac.prelude-ids.org/wiki/PreludeComponents>

Prelude IDS, (2005). Package Installation.

Retrieved on December 6, 2008, from the Prelude IDS Web Site:

<https://trac.prelude-ids.org/wiki/InstallingPackage>

Prelude IDS, (2005). Agent Registration.

Retrieved on December 6, 2008, from the Prelude IDS Web Site:

<https://trac.prelude-ids.org/wiki/InstallingAgentRegistration>

Prelude IDS, (2005). Manual Prewikka "Agents".

Retrieved on December 23, 2008, from the Prelude IDS Web Site:

<https://trac.prelude-ids.org/wiki/ManualPrewikka/Agents>

OpenBSD FAQs, (2009, January 07). PF: The OpenBSD Packet Filter.

Retrieved on January 13, 2009, from OpenBSD Web Site:

<http://www.openbsd.org/faq/pf/>

Prelude IDS, (2005). Prelude Compatibility.

Retrieved on January 20, 2009, from the Prelude IDS Web Site

<https://trac.prelude-ids.org/wiki/PreludeCompatibility>

Nir Gertner, (August 8, 2005). PCI Compliance: Don't Become another  
Headline. Retrieved on February 9, 2009, from ZDNet News Site:

[http://news.zdnet.com/2100-1009\\_22-144105.html](http://news.zdnet.com/2100-1009_22-144105.html)

## APPENDIX A

### **IDMEF-Criteria Filter:**

```
[idmef-criteria]
```

```
rule = alert.classification.text == User login failure
```

```
rule = alert.assessment.impact.severity == high
```

```
hook = smtp[default]
```

The above filter would use the SMTP output plugin

"hook=smtp[default]" for events matching User Login failure

"rule=alert.classification.text == User login failure" and classify it as high "alert.assessment.impact.severity == high".

### **Thresholding-Filter:**

```
[thresholding]
```

```
path = alert.classification.text == Logon Failure,
```

```
alert.source.node.address.address == 192.168.0.1
```

```
threshold = 600
```

```
count = 20
```

```
hook = relaying[default]
```

The above filter will forward every twentieth event "count=20" within 600 seconds "threshold=600" that matches the unique combination of Logon Failure "path = alert.classification.text == Logon Failure," and source IP of 192.168.0.1 "alert.source.node.address.address == 192.168.0.1" to the **default** instance of the **relaying** reporting plugin "hook=relaying[default]". Additionally the use of Limit field can completely suppress alerts for the specified time period.

### Stacked Filter:

```
[idmef-criteria-filter=sshbf]
rule = alert.classification.text == 'SSH Brute Force Attempt'
hook = thresholding[sshbf]

[thresholding=sshbf]
path = alert.classification.text,
alert.target(0).node.address(0).address
threshold = 1
seconds = 3600
hook = smtp[default]

[smtp]
sender = prelude@mycompanyname.com
```

```
recipients = me@mycompanyname.com
```

```
smtp-server = mailserver.mycompanyname.com
```

The above filter looks for the string SSH Brute Force Attempt "rule = alert.classification.text == 'SSH Brute Force Attempt'" in an IDMEF alert called sshbf "[idmef-criteria-filter=sshbf]". When a event matches the filter it is passed to the thresholding plugin "hook=thresholding[sshbf]". The sshbf instance of the Thresholding Plugin "[thresholding=sshbf]" will then keep track of the SSH Brute Force Attempt text "rule=alert.classification.text == 'SSH Brute Force Attempt'" along with the target IP address "alert.target(0).node.address(0).address". Additionally the "threshold= 1" combined with the seconds of "seconds=3600" will cause only one alert to be sent to the SMTP plugin every hour.



# Upcoming SANS Training

[Click Here for a full list of all Upcoming SANS Events by Location](#)

SANS Chicago 2017	Chicago, ILUS	Aug 21, 2017 - Aug 26, 2017	Live Event
SANS Virginia Beach 2017	Virginia Beach, VAUS	Aug 21, 2017 - Sep 01, 2017	Live Event
SANS San Francisco Fall 2017	San Francisco, CAUS	Sep 05, 2017 - Sep 10, 2017	Live Event
SANS Tampa - Clearwater 2017	Clearwater, FLUS	Sep 05, 2017 - Sep 10, 2017	Live Event
SANS Network Security 2017	Las Vegas, NVUS	Sep 10, 2017 - Sep 17, 2017	Live Event
SANS Dublin 2017	Dublin, IE	Sep 11, 2017 - Sep 16, 2017	Live Event
SANS Baltimore Fall 2017	Baltimore, MDUS	Sep 25, 2017 - Sep 30, 2017	Live Event
Data Breach Summit & Training	Chicago, ILUS	Sep 25, 2017 - Oct 02, 2017	Live Event
SANS Copenhagen 2017	Copenhagen, DK	Sep 25, 2017 - Sep 30, 2017	Live Event
SANS London September 2017	London, GB	Sep 25, 2017 - Sep 30, 2017	Live Event
Rocky Mountain Fall 2017	Denver, COUS	Sep 25, 2017 - Sep 30, 2017	Live Event
SANS SEC504 at Cyber Security Week 2017	The Hague, NL	Sep 25, 2017 - Sep 30, 2017	Live Event
SANS DFIR Prague 2017	Prague, CZ	Oct 02, 2017 - Oct 08, 2017	Live Event
SANS Oslo Autumn 2017	Oslo, NO	Oct 02, 2017 - Oct 07, 2017	Live Event
SANS October Singapore 2017	Singapore, SG	Oct 09, 2017 - Oct 28, 2017	Live Event
SANS AUD507 (GSNA) @ Canberra 2017	Canberra, AU	Oct 09, 2017 - Oct 14, 2017	Live Event
SANS Phoenix-Mesa 2017	Mesa, AZUS	Oct 09, 2017 - Oct 14, 2017	Live Event
Secure DevOps Summit & Training	Denver, COUS	Oct 10, 2017 - Oct 17, 2017	Live Event
SANS Tysons Corner Fall 2017	McLean, VAUS	Oct 14, 2017 - Oct 21, 2017	Live Event
SANS Brussels Autumn 2017	Brussels, BE	Oct 16, 2017 - Oct 21, 2017	Live Event
SANS Tokyo Autumn 2017	Tokyo, JP	Oct 16, 2017 - Oct 28, 2017	Live Event
SANS Berlin 2017	Berlin, DE	Oct 23, 2017 - Oct 28, 2017	Live Event
SANS Seattle 2017	Seattle, WAUS	Oct 30, 2017 - Nov 04, 2017	Live Event
SANS San Diego 2017	San Diego, CAUS	Oct 30, 2017 - Nov 04, 2017	Live Event
SANS Gulf Region 2017	Dubai, AE	Nov 04, 2017 - Nov 16, 2017	Live Event
SANS Miami 2017	Miami, FLUS	Nov 06, 2017 - Nov 11, 2017	Live Event
SANS Amsterdam 2017	Amsterdam, NL	Nov 06, 2017 - Nov 11, 2017	Live Event
SANS Milan November 2017	Milan, IT	Nov 06, 2017 - Nov 11, 2017	Live Event
SANS Sydney 2017	Sydney, AU	Nov 13, 2017 - Nov 25, 2017	Live Event
Pen Test Hackfest Summit & Training 2017	Bethesda, MDUS	Nov 13, 2017 - Nov 20, 2017	Live Event
SANS Paris November 2017	Paris, FR	Nov 13, 2017 - Nov 18, 2017	Live Event
SANS Adelaide 2017	OnlineAU	Aug 21, 2017 - Aug 26, 2017	Live Event
SANS OnDemand	Books & MP3s OnlyUS	Anytime	Self Paced